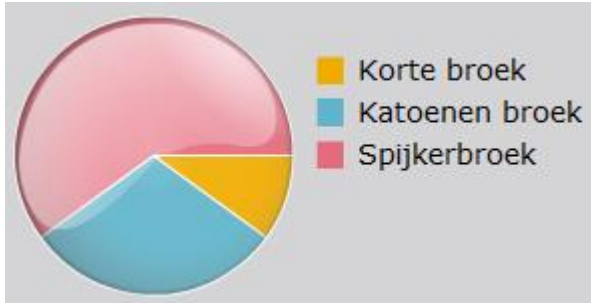


## Oefenblaadje procenten

### Opgave 1

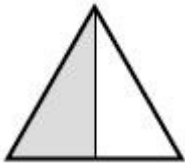


10% van de kinderen draagt een korte broek,  
30% draagt een katoenen broek.

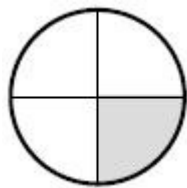
Hoeveel procent van de kinderen draagt een spijkerbroek? \_\_\_\_\_ %

### Opgave 2

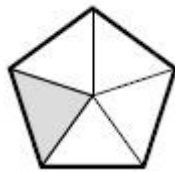
Geef van elk figuur aan hoeveel procent gekleurd is.



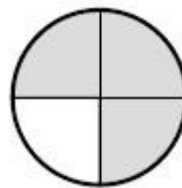
\_\_\_\_\_ %



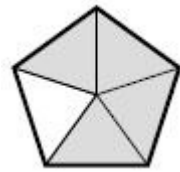
\_\_\_\_\_ %



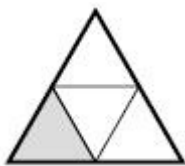
\_\_\_\_\_ %



\_\_\_\_\_ %



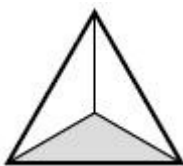
\_\_\_\_\_ %




\_\_\_\_\_ %



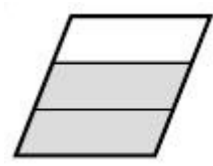
\_\_\_\_\_ %



\_\_\_\_\_ %



\_\_\_\_\_ %



\_\_\_\_\_ %

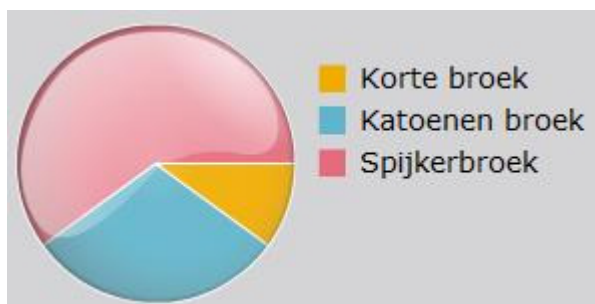
### Opgave 3

Van de 8 kinderen kunnen er 2 het klimrek niet op komen.

\_\_\_\_\_ % van de kinderen kan het klimrek niet op komen.

## Antwoorden

### Opgave 1

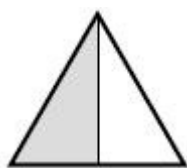


10% van de kinderen draagt een korte broek,  
30% draagt een katoenen broek.

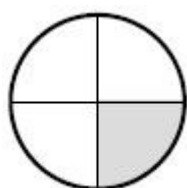
Hoeveel procent van de kinderen draagt een spijkerbroek? **60 %**

### Opgave 2

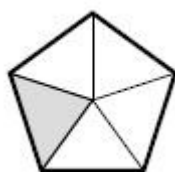
Geef van elk figuur aan hoeveel procent gekleurd is.



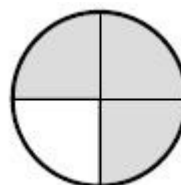
**50 %**



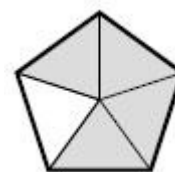
**25 %**



**20 %**



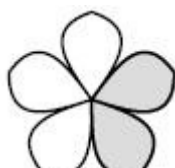
**75 %**



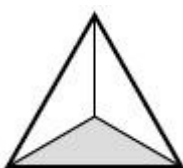
**80 %**




**25 %**



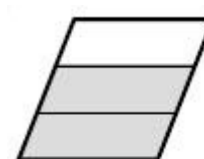
**40 %**



**33 %**



**17 %**



**66 %**

### Opgave 3

Van de 8 kinderen kunnen er 2 het klimrek niet op komen.

**25 %** van de kinderen kan het klimrek niet op komen.